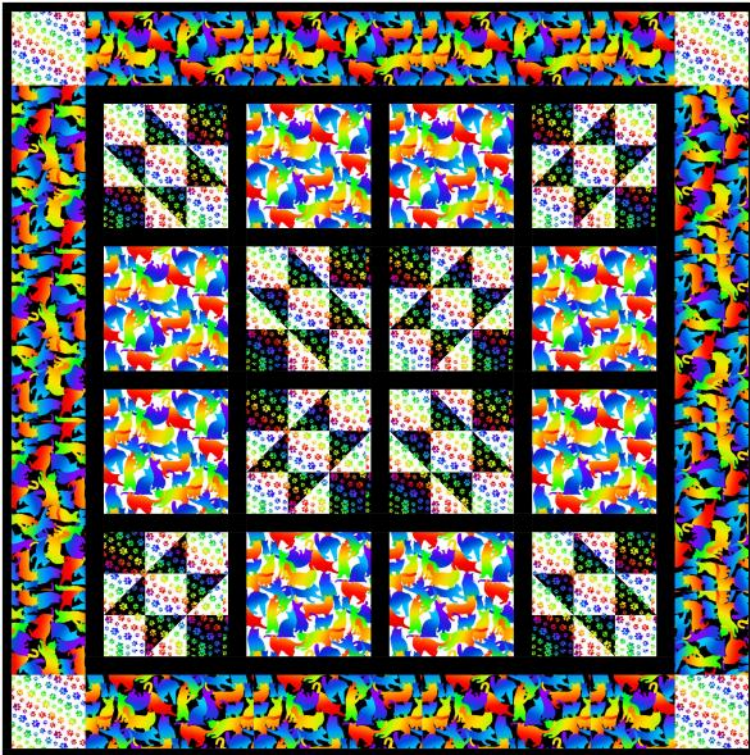


RAINBOW COLLECTION



Quilt design by Deborah G. Stanley

41" x 41"

FABRIC: Rainbow Collection by Elizabeth's Studio LLC

658 Black (allover cats) or 659 Black (allover dogs)—2/3 yard

658 White (allover cats) or 659 White (allover dogs)—1/2 yard

660 Black (allover pawprints)—1/2 yard

660 White (allover pawprints)—1/2 yard

Black Solid—2/3 yard

Binding: Black Solid—1/2 yard

Backing for 41" square quilt top—3 yards

Quilt shown uses Cat designs.
Substitute **659 Black** and **659 White** for a dog-themed quilt.

Cutting Directions:

658 Black (allover cats) or 659 Black (allover dogs): Cut (4) 4-1/2" x WOF (width of fabric) strips, cross cut into (4) 4-1/2" x 32-1/2" border strips.

658 White (allover cats) or 659 White (allover dogs): Cut (2) 7-1/4" x WOF strips, cross cut into (8) 7-1/4" squares.

660 Black (allover pawprints): Cut (2) 2-3/4" strips, cross cut into (16) 2-3/4" squares. Cut (2) 3-1/8" x WOF strips, cross cut into (16) 3-1/8" squares, then cut once on the diagonal into (32) half-square triangles.

660 White (allover pawprints): Cut (1) 4-1/2" x WOF strip, cross cut into (4) 4-1/2" cornerstone squares. Cut (2) 2-3/4" x WOF strip, cross cut into (24) 2-3/4" squares. Cut (2) 3-1/8" x WOF strips, cross cut into (16) 3-1/8" squares, then cut once on the diagonal into (32) half-square triangles.

Black Solid: Cut (10) 1-1/2" x WOF, cross cut into (12) 1-1/2" x 7-1/4" strips, (5) 1-1/2" x 30-1/2" strips and (2) 1-1/2" x 32-1/2" strips.

Black Solid: Cut (5) 2-1/2" x WOF binding strips, set aside.


Elizabeth's Studio LLC

440 S. Main Street, Milltown, New Jersey 08850

732-651-4115 www.elizabethsstudio.com

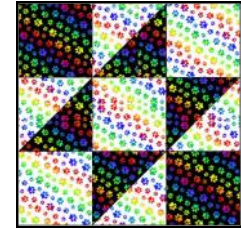
2021: Elizabeth's Studio LLC—All rights reserved

CONSTRUCTING BLOCKS:




Sew together (32) 3-1/8" **660 Black (allover pawprints)** and (32) 3-1/8" **660 White (allover pawprints)** half-square triangles to form (32) half-square triangle units. Trim to 2-3/4" square.

Referring to diagram for color placement, combine (4) half-square triangle units, (2) 2-3/4" **660 Black (allover pawprints)** AND (3) 2-3/4" **660 White (allover pawprints)** squares to complete block.



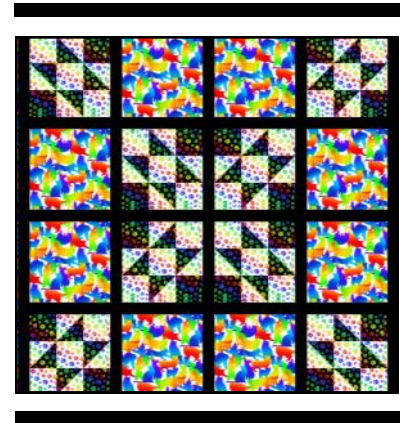
COMPLETING THE CENTER SECTION:



Sew the pieced blocks, 1-1/2" x 7-1/4" **Black Solid** sashing strips and 7-1/4" **658 White (allover cats)** or **659 White (allover dogs)** blocks to form rows. Refer to diagram and maintain direction of pieced blocks.

Add 1-1/2" x 30-1/2" **Black Solid** sashing strips between rows and at each side of quilt top.

Add 1-1/2" x 32-1/2" **Black Solid** top and bottom borders to complete center section.



ADDING OUTER BORDERS:

Sew 4-1/2" x 32-1/2" **658 Black (allover cats)** or **659 Black (allover dogs)** strips to sides of quilt top. Sew **660 White (allover pawprints)** 4-1/2" squares to ends of remaining 4-1/2" x 32-1/2" strips. Add to top and bottom of quilt top.

COMPLETING THE QUILT:

Layer with batting and backing. Quilt as desired. Use the reserved 2-1/2" x WOF **Black Solid** binding strips to complete the quilt.

